



Florida: #1 in Higher Education

Kathy Hebda, Chancellor
Florida College System



FLORIDA DEPARTMENT OF
EDUCATION
fldoe.org

www.FLDOE.org

Purpose and Mission

#1 State in the Nation for Higher Education 2017, 2018, 2019, and 2021 – US News & World Report

Florida College System

- ❑ **1001.60** (1) PURPOSES.— In order to maximize open access for students, respond to community needs for postsecondary academic education and career degree education, and provide associate and baccalaureate degrees that will best meet the state’s employment needs.
- ❑ **1004.65** ...As open-access institutions, serve all who can benefit, ...while emphasizing the achievement of social and educational equity so that all can be prepared for full participation in society.
- ❑ **1007.33** (2) FCS institutions must continue to provide outreach to underserved populations.

Career and Technical Education

- ❑ **1004.92** (1) The purpose of career education is to enable students who complete career programs to attain and sustain employment and realize economic self-sufficiency. ...
- ❑ School boards and Florida College System institution boards of trustees are accountable.



63%

Florida College System Overview 2019-2020



28	Colleges
715,044	Students
113,212	Degrees/Certificates Awarded
63%	Part-time enrollment
60%	Minority enrollment
62%	Female enrollment

Additional Breakdown

2019-20 Context by Program Type

Award Type	Enrolled
Associate in Arts Degree	307,158
Associate in Science (+AAS) Degree	102,451
College Credit Certificate	44,907
Clock-hour Credentials	17,632
Apprenticeship	3,016
Baccalaureate Degree	45,943

Fall 2019 to Fall 2020 Context

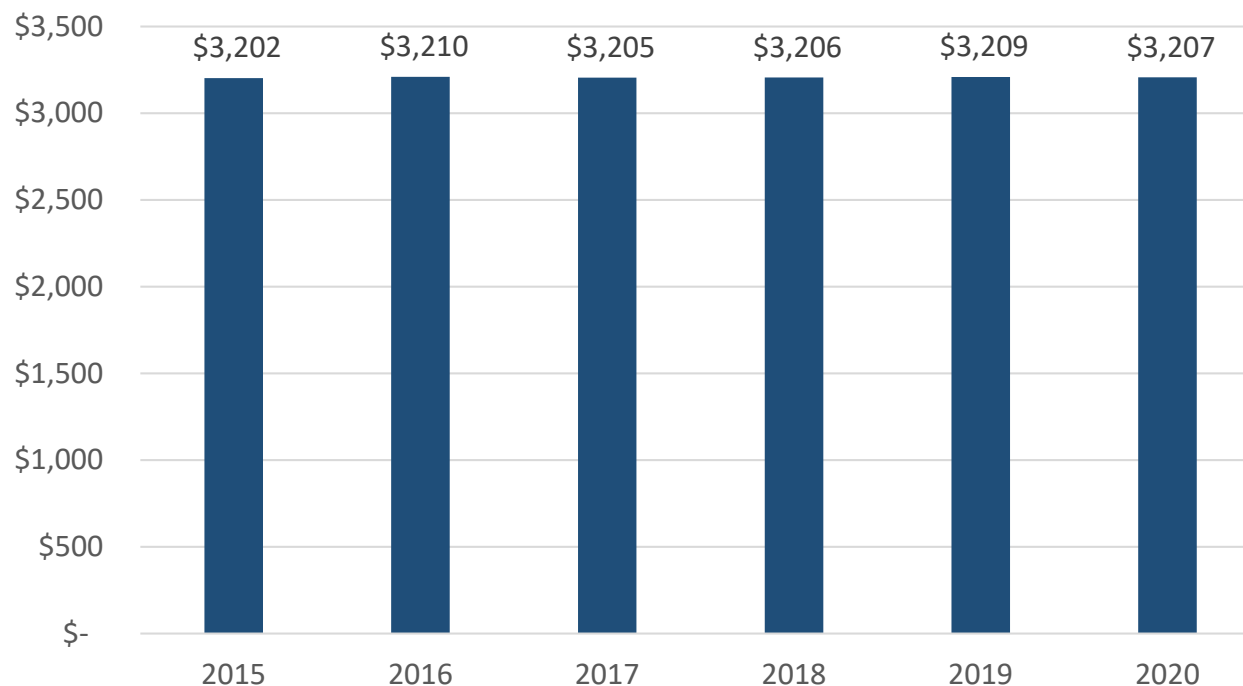
Demographics Type	Fall 2020 to 2021 Percent Difference
First Time in College	-24.9%
Non-FTIC	-14.9%
Male	-20.9%
Female	-12.8%
Full Time	-8.8%
Part Time	-19.8%



\$3,207

Student Cost: FCS Story

- The cost to students has been relatively stable with small increases and decreases over the last six years.
- While tuition at the majority of the colleges is under \$3,200, there are institutions that have costs below or above system-level averages.



FCS Graduates Earnings

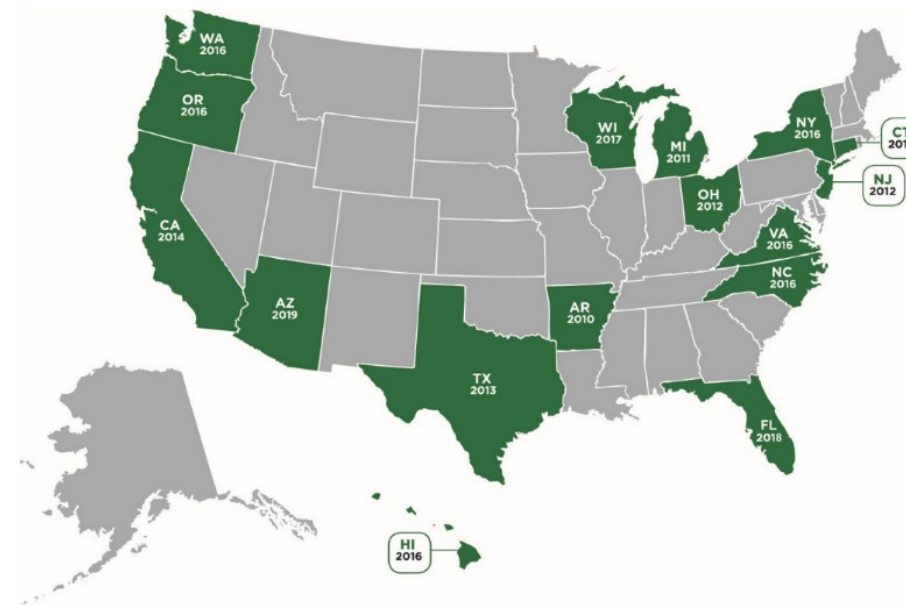
Degree	Average Full Time/Full Quarter – All Employed
Associate in Science	\$49,280
Career Certificates	\$44,832
College Credit Certificates	\$41,168
Applied Technology Diploma	\$34,060
Advanced Technical Certificate	\$52,788
Associate in Applied Science	\$39,492
Associate in Arts	\$35,340
Baccalaureate	\$53,996

FCS Graduates' Employment and Continuing Education

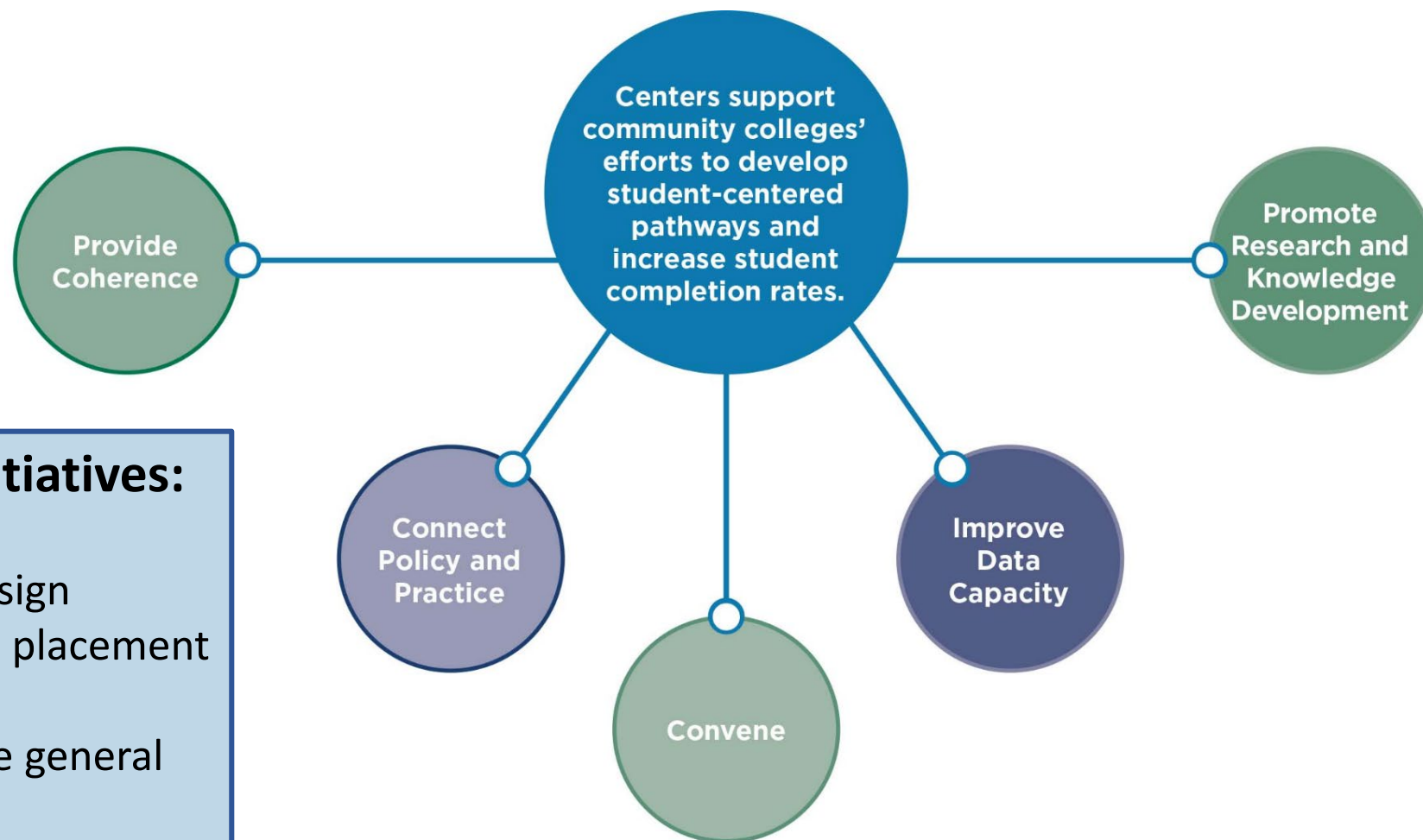
Degree	Percent Employed	Percent in Continuing Education	Percent Employed or Continuing Education
Associate in Science	80%	37%	81%
Career Certificates	81%	23%	82%
College Credit Certificates	74%	60%	74%
Applied Technology Diploma	79%	52%	80%
Advanced Technical Certificate	82%	22%	79%
Associate in Applied Science	74%	15%	88%
Associate in Arts	66%	70%	67%
Baccalaureate	79%	8%	81%

What is the Florida Student Success Center?

- Supports Florida's 28 state colleges' efforts to develop student-centered pathways and increase student completion rates
- The 15th state to join the national Student Success Network
- Launched in 2018 in partnership with
 - Jobs For the Future
 - Helios Education Foundation
 - Florida College System Foundation
 - Florida Department of Education



The Role of Statewide Student Success Centers



Florida's Major Initiatives:

- Guided pathways
- Mathematics re-design
- Alternative student placement methods
- Associate in Science general education